

Wohners Inc.



Catalog of Fine Wood Carvings
Catalog of Mantels
2004

- Ornaments
- Panel Carvings
- Figureheads
- Legs
- Corbels
- Friezes
- Capitals
- Onlays
- Link Carvings
- Columns
- Capitals
- Mantels
- Mouldings



INTRODUCTION

OUR BACKGROUND:

Since 1909 the Wohner family has been perfecting our art in fine wood craftsmanship and design. Established by my grandfather in Europe, and passed down from father to son for four generations, we built our reputation through hand carved reproductions of antique pieces. Paneled rooms, libraries, mantelpieces and furniture were all painstakingly designed and hand crafted. Though much has changed since his time, many of the same skills and techniques remain today as they were then. Today, we combine modern and traditional tools with highly skilled artisans to create wood decorations for today's homes. A resource tool for the trade, this catalog offers you a glimpse at an art once available only to wealthy institutions and royalty.

-ROBERT WOHNER

OUR PRODUCTS:

All our carvings and mantels are solid kiln dried wood. We have an extensive inventory of ready-made hardwood components available in maple, cherry, linden and oak as well as mantels in multiple sizes. See our current price list for availability. We also have custom design and special wood capabilities. (certain minimums apply)

SPECIAL LEGAL NOTICE

All our original designs, photographs, and sculptures are the exclusive property of Wohners Inc. We hold registered U.S. copyrights. Any unauthorized duplication in any form will be prosecuted. Items labeled "HC" are imported and are used by permission of the importer

The dimensions shown are approximate, allow for slight variations.

We are constantly updating and re-carving our designs. We reserve the right to make any changes without notice.



Robert Wohner Sr. President All designs protected by copyright © 2004 Wohners Inc.



Visit Us on the Web!

www.Wohners.com

or phone

201-568-7307

Contents

Corbels	pages: 4-11,28-31 37,38
Onlays	pages: 12-15,25-28
Link Carvings	pages: 16
Figures	pages: 17
Legs	pages: 18,19
Friezes	pages: 19
Capitals, pilaster	pages: 20,38
Capitals, full round	pages: 21
Columns	pages: 22
Posts	pages: 22
Crown Mouldings	pages: 23
Panels	pages: 24
Mouldings	pages: 32-37

Mantels	pages: 39-51
Mantel Shelves	pages: 47

Custom Mantels	pages: 52-57
----------------	--------------

Design Ideas	pages: 58-60
--------------	--------------



Wohners Shop circa 1911



W1241
4½"W x 9"D x 17½"H
assembly (2 parts)

W1240
3"W x 5½"D x 18"H



W1301
5¼"W x 9¾"D x 17¾"H
assembly (2 parts)

W1300
5¼"W x 5½"D x 18"H



W1250
2½"W x 7¼"D x 16½"H

W1251
3¾"W x 8"D x 17½"H
assembly (2 parts)



Note on Assemblies:

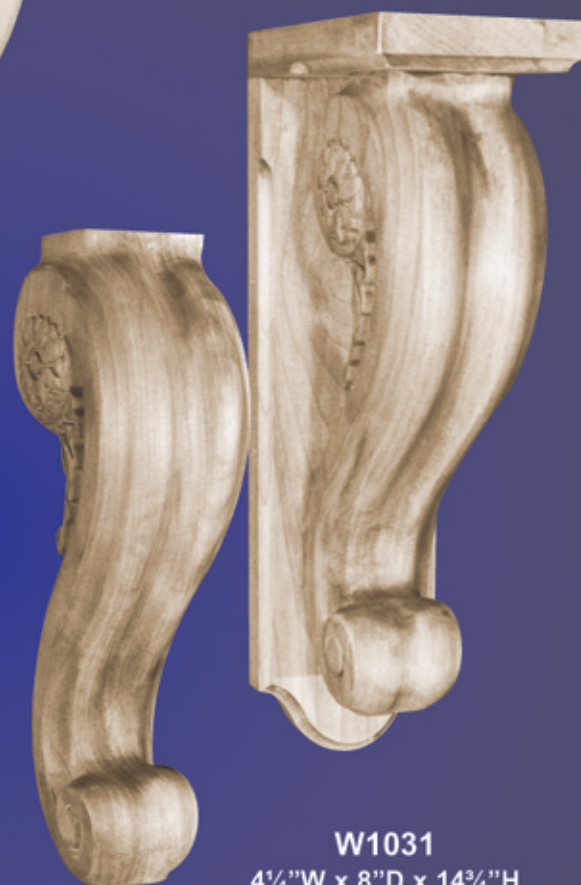
Special assemblies are made using the above corbels. They are specially mounted onto backings to provide a greater depth. Assemblies are special order only!



W1281
5½"W x 10½"D x 14¼"H
assembly (2 parts)



W1280
4½"W x 9½"D x 13¼"H



W1031
4¼"W x 8"D x 14¾"H
assembly (2 parts)



W1041
6¾"W x 5½"D x 11½"H
assembly (2 parts)

W1030
3½"W
4¾"D
13¼"H

W1040
6¾"W x 4¼"D x 10¾"H

Note on Assemblies:

Special assemblies are made using the above corbels. They are specially mounted onto backings to provide a greater depth. Assemblies are special order only!

Corbels & Assemblies



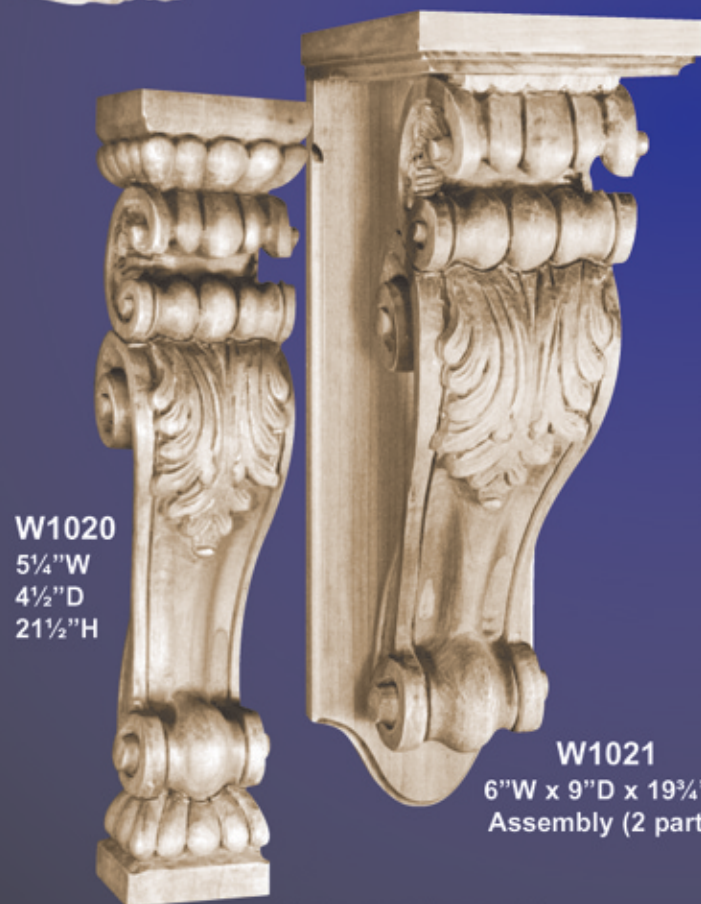
W1010
5½"W
7¾"D
18"H



W1011
5½"W x 11"D x 17¾"H
Assembly (2 parts)



W1001
6½"W x 11½"D x 21"H
Assembly (2 parts)



W1020
5¼"W
4½"D
21½"H



W1021
6"W x 9"D x 19¾"H
Assembly (2 parts)

W1000
5¾"W
6½"D
21½"H

Note on Assemblies:

Special assemblies are made using the above corbels. They are specially mounted onto backings to provide a greater depth. Assemblies are special order only!

Large Corbels



W1330
3½"W x 3½"D x 11¼"H



W1390
3½"W x 8½"D x 11¼"H



W1380
3½"W x 8½"D x 11¼"H



W1260
4¾"W x 6½"D x 11¼"H



W1271
5¾"W x 6½"D x 13¼"H



W1340
5¼"W x 5¾"D x 10"H

Corbel Sets



W1360-S
3¾"W x 4"D x 7"H



W1360-M
4¼"W x 4¾"D x 9"H



W1360-L
5"W x 6½"D x 11½"H



W1360-XXL
5¼"w x 6¾"D x 22" H



W1360-XL
5¼"W x 6-3/8"D x 13½" H



Corbel Sets



W1050-L
6½"W x 9¼"D x 16"H



W1050-M
5½"W x 8½"D x 14½"H



W1050-S
4¾"W x 7½"D x 13"H



W1310-L
5¼"W x 5"D x 22"H



W1310-M
5¼"W x 5"D x 15"H



W1310-S
4¼"W x 4"D x 10"H

Corbels



W1420
8¼"W x 5"D x 11¾"H



W1470
2¾"W x 7"D x 15¼"H



W1460
3"W x 6¾"D x 15½"H



W1230
5½"W x 2¾"D x 14½"H



W1120
4"W x 2"D x 11¾"H



W1291
2¼"W x 3½"D x 8½"H



W1400
3¾"W x 2½"D x 4"H

X-Large Corbels



W1500
6"W x 10"D x 30"H



W1320
9½"W x 6½"D x 19"H



W1060
5"W x 8¾"D x 15"H



W1325
8¼"W x 9"D x 26"H



W1080
4"W x 7½"D x 25"H

ONLAYS & ORNAMENTS



W3210
3"W x 3/4"D x 10 1/4"H



W3250
6 1/2"W x 1"D x 15 1/2"H



W3170
3 1/4"W x 3/4"D x 13 3/4"H



W3160
3 1/4"W x 3/4"D x 13 3/4"H



W3140
3 1/4"W x 3/4"D x 12 3/4"H



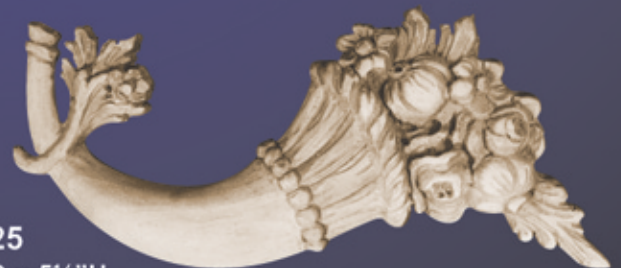
W3270
3"W x 3/4"D x 12"H



W3150
3 1/4"W x 3/4"D x 12 3/4"H



W3130
4 1/2"W x 1"D x 13 1/4"H



W3125
12 1/4"W x 1"D x 5 1/4"H
sold by the pair only

ONLAYS & ORNAMENTS



W3020
19½"W x 1"D x 4¼"H



W3040
17¼"W x 1"D x 4"H



W3050
19"W x 1¼"D x 3¾"H



W3240
17½"W" x ¾"D x 4"H



W3095
17¼"W x 1¾"D x 5½"H



W3100
13¾"W x 1"D x 5½"H



W3090
18"W x 1"D x 7½"H



W3005
14¾"W x 1"D x 4½"H

ONLAYS & ORNAMENTS



W3220
4"W x 3/4"D x 5 3/4"H
sold by the pair



W3300
5"W x 1"D x 13"L
sold by the pair



W3200
11 1/2"W x 1"D x 5"H



W3190
10 1/4"W x 3/4"D x 2"H



W3080
11 1/2"W x 2 1/4"D x 5 3/4"H



W3280
SM 4 1/2"W x 3/4"D x 3"H
MED 5 1/2"W x 3/4"D x 3 1/2"H
LRG 6 1/2"W x 1"D x 4 1/4"H



W3290
9"W x 1"D x 5 1/4"H



W3291
12"W x 1"D x 5 1/4"H

ONLAYS & ORNAMENTS



W2070L
48½"W x 2"D x 8¼"H



W2070M
38¾"W x 1½"D x 6½"H



W2070S
28½"W x 1¼"D x 5¾"H



W3180
15"W x 1¼"D x 5¾"H



W3010
19¼"W x 1"D x 5"H



W3070
24"W x 1½"D x 6¾"H
with straight bottom and side for linking

Link carvings

Link carvings are made to link into panels and moldings, or can be applied as a stand alone item by trimming away the molded edge. Due to the nature of the carving, hand-fitting is required to complete the link. Suggested molding profiles are shown, but you may use any profile that is close.



W2000
11 1/2"W x 3"D x 8 1/2"H



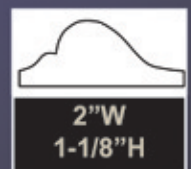
W2010
16"W x 1 1/4"D x 6"H



W2041
12 1/4"W x 3/4"D x 5 1/4"H



W2045
12 1/4"W x 3/4"D x 3"H



W2060
20 1/2"W x 2"D x 9"H

Figures



W1211
5"W x 4"D x 48"H



W1220
5 $\frac{3}{4}$ "W x 3 $\frac{1}{4}$ "D x 21 $\frac{1}{2}$ "H



W1200
2 $\frac{1}{4}$ "W x 2 $\frac{1}{2}$ "D x 28 $\frac{1}{4}$ "H



W5010
7 $\frac{3}{4}$ "W x 5"D x 10"H



W5000
8"W x 5 $\frac{1}{2}$ "D x 9 $\frac{1}{4}$ "H



W5005
5"W x 2 $\frac{1}{4}$ "D x 5 $\frac{1}{4}$ "H

LEG ORNAMENTS

Use these designs for mantels, bars, cabinets, tables etc...



12"

36"

Head and
base made
separately

H: 48 $\frac{1}{4}$

W: 9

D: 10 $\frac{1}{2}$

W5200



W1450

9 $\frac{1}{2}$ "W x 2 $\frac{3}{4}$ "D x 31"H

FRIEZES AND LEG ORNAMENTS

W5304

OLD NUMBER W5303F-50



60W x 2¼D x 8½H

W6028

OLD NUMBER W6010F-50



59½W x 4D x 10H

W6029

OLD NUMBER W6010F-56



65½W x 4D x 11H

MAN129



MAN5303



the above mantels are made using the following parts:

MAN129:

1 W6029

2 W6010

MAN5303:

1 W5303

2 W5304

W7514



H: 4¾
W: 4¾
D: 3¾

W6010



H: 48¼
W: 6
D: 4½

W6040



H: 47½
W: 4
D: 3¾

W6020



H: 50¼
W: 5½
D: 4¼

W5303



H: 43½
W: 8½
D: 4¼

CAPITALS

These designs: are often used to cap a pilaster.



W8200-XL
8"W x 3½"D x 7"H
Base: 5" x 2¼"

W8200-L
7"W x 3¼"D x 6½"H
Base: 4½" x 2"

W8200-M
6½"W x 3"D x 5½"H
Base: 4" x 1¾"

W8200-S
5"W x 2½"D x 4¼"H
Base: 3" x 1½"



W1100
11¾"W x 4"D x 10¼"H
Base: 7½ x 2½"



W8100-XL
8"W x 3¼"D x 5¼"H
Base: 5" x 2"

W8100-L
7"W x 3"D x 4¾"H
Base: 4½" x 1¾"

W8100-M
6½"W x 3"D x 4½"H
Base: 4" x 1½"

W8100-S
5"W x 2¼"D x 3½"H
Base: 3" x 1¼"

Full-Round Capitals

W8120 Romanesque



W8120L Romanesque

Top w 8" X 8"

Height 6 $\frac{1}{4}$ "

Bottom w 6 $\frac{1}{2}$ " diameter

W8120M Romanesque

Top width 6 $\frac{3}{4}$ " X 6 $\frac{3}{4}$ "

Height 5 $\frac{1}{4}$ "

Bottom width 5 $\frac{1}{4}$ " diameter

W8120S Romanesque

Top width 5 $\frac{3}{4}$ " X 5 $\frac{3}{4}$ "

Height 4 $\frac{1}{4}$ "

Bottom width 4 $\frac{1}{4}$ " diameter

W8110 Corinthian



W8110L Corinthian

Top width 8 $\frac{3}{4}$ " X 8 $\frac{3}{4}$ "

Height 8"

Bottom width 6" diameter

W8110M Corinthian

Top width 8" X 8"

Height 7"

Bottom width 5" diameter

W8110S Corinthian

Top width 7" X 7"

Height 6"

Bottom width 4" diameter

W8130 Palm



W8130L Palm

Top diameter 7 $\frac{1}{2}$ "

Height 7"

Bottom diameter 5- $\frac{3}{8}$ "

W8130M Palm

Top diameter 6 $\frac{1}{2}$ "

Height 6"

Bottom diameter 4- $\frac{3}{8}$ "

W8130S Palm

Top diameter 5 $\frac{1}{2}$ "

Height 5"

Bottom diameter 3- $\frac{3}{8}$ "

Fluted Columns & Posts

W6306-42



W6305-36



W6304-30



shaft diameter
rim diameter

FLUTED COLUMN SHAFTS

W6306-42 (Fits Large Capitals)

height 42", fluted, tapered
shaft diameter 5" top / 6" bottom
rim diameter 6" top / 7" bottom

W6305-36 (Fits Medium Capitals)

height 36", fluted, tapered
shaft diameter 4" top / 5" bottom
rim diameter 5" top / 6" bottom

W6304-30 (Fits Small Capitals)

height 30", fluted, tapered
shaft diameter 3" top / 4" bottom
rim diameter 4" top / 5" bottom

Posts


W6100
grape twist
4 1/2" x 42"



W6200
leaf
4 1/2" x 42"



Hand Carved Mouldings-Crowns



Panels

Style W4220 to W4270 are
17½"W x 1½"D x 8¾"H

W4220 urn



W4230
fleur de lis



W4240
laurel swag



W4250
floral



W4210 vine
45¾"W x 1"D x 7¾"H



W4270
floral urn



W4300 Wheat
16½"W x 1½"D x 22"H



W4260 drape



W4280 eagle
17½"W x 1½"D x 8"H



Stocked in Linden wood.
Other species available by special order only.



HC1803 1" x 36-3/8" x 7 1/2"

HC1804 3/4" x 24-5/8" x 6"

HC1805 5/8" x 16" x 4"

Large Acanthus Leaf

Medium Acanthus Leaf

Small Acanthus Leaf



HC1978 3/4" x 20" x 5"

HC1979 3/4" x 24" x 5"

HC1980 1" x 36" x 5 3/4"

Small Grape Center

Medium Grape Center

Large Grape Center



HC1800 1" x 36"

HC1801 3/4" x 24"

HC1802 5/8" x 12 1/4" x 3-5/8"

Large Shell Center

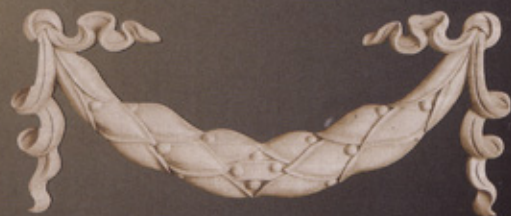
Medium Shell Center

Small Shell Center



HC1843 1-3/8" x 16" x 6" Large Floral Swag

HC1844 1 1/4" x 12" x 4 1/2" Medium Floral Swag



HC1812 3/4" x 12" x 5"

Laurel Swag



HC1976 1" x 12" x 4 1/2" Medium Grape Swag

HC1977 1" x 16" x 6" Large Grape Swag



HC1811 1-3/16" x 14-3/8" x 6-5/16"

Rose Swag

Imported Ornaments

All dim D x W x H

Stocked in Linden wood.
Other species available by special order only.



HC1816 11¹/₁₆" x 11-7⁷/₈" x 5-1¹/₈"
Large Floral Scrolls, left and right
Sold as a pair.



HC1814 13¹/₁₆" x 15¹/₂" x 4¹/₂"
Large Scrolls, left and right
Sold as a pair.



HC1815 13¹/₁₆" x 11-7⁷/₈" x 3¹/₂"
Medium Scrolls, left and right
Sold as a pair.



HC1817 11¹/₁₆" x 7-5⁵/₈" x 3-1¹/₈"
Medium Floral Scrolls, left and right
Sold as a pair.

HC1973 3³/₄" x 11"

HC1974 5¹/₂" x 15"

HC1975 11" x 7" x 20"

Sold as a pair.

Small Grape Onlay, left and right

Medium Grape Onlay, left and right

Large Grape Onlay, left and right



Discontinued

Stocked in Linden wood.
Other species available by special order only.



HC1970 3/4" x 6 1/4" x 7 3/4"
Small Grape Onlay
HC1971 1" x 7 1/4" x 9"
Medium Grape Onlay
HC1972 1" x 10" x 12 1/2"
Large Grape Onlay



HC1990 3/4" x 6 1/4" x 7 3/4"
Small Grape Right
HC1991 1" x 7 1/4" x 9"
Medium Grape Right
HC1992 1" x 10" x 12 1/2"
Large Grape Right



HC1818 1-3/16" x 17 1/2" x 8-7/8"
Large Plume Corner
HC1819 3/4" x 10 1/2" x 5 3/4"
Medium Plume Corner
HC1820 5/8" x 5-7/8" x 2-7/8"
Small Plume Corner



HC1821
1" x 6-5/8" x 14 1/4"
Large Floral Drop
HC1822
1" x 5 1/2" x 8"
Small Floral Drop



HC1840
5/8" x 5" x 5"
Lrg Square Rosette



HC1841
3/8" x 2 3/4" x 2 3/4"
Med Square Rosette



HC1837 1/4" x
1-7/8" x 1-7/8"
Petite Square
Rosette



HC1839
1/4" x 3-7/8" diameter
Medium Round Rosette



HC1838
1/4" x 2 3/4" diameter
Petite Round Rosette



HC1981 1/2" x 4 1/4" x 6 1/4" Mini
HC1982 5/8" x 5 1/4" x 8-3/8" Small
HC1983 3/4" x 8" x 10 1/2" Medium
HC1984 3/4" x 9 1/2" x 15" Large
Sold as a pair.

Ribbons



Stocked in Linden wood.
Other species available by special order only.

HC1808 1" x 9-3/8" x 10"
Flower Basket



HC1810
3/4" x 3-3/8" x 6 1/2"
Small Urn



HC1806 3/4" x 7 1/2" x 7 3/4"
Laurel Center



HC1809 1" x 11" x 5-3/4"
Large Urn

HC1807
1" x 7-3/8" x 8"
Shell Center



Artichoke Finish
HC1985 3-1/8" x 4-1/8"
Mini
HC1986 3-1/4" x 6 1/4"
Small
HC1987 6-1/8" x 8 3/4"
Medium
HC1988 7-1/8" x 10 1/2"
Large



Bell with Basketweave

HC1827 3 3/4" x 5-5/8" x 6-1/8"
Small
HC1945 5 3/4" x 8 1/4" x 9"
Medium
HC1966 7 3/4" x 10-1/8" x 12"
Large
HC1946 8 1/2" x 11 3/4" x 14"
X-Large



Imported Ornaments

All dim D x W x L



Stocked in Linden wood.
Other species available by special order only.



HC1952 8" x 3½" x 13"
Large Open Corbel

HC1995 18" x 8¼" x 34½"
XLarge Open Corbel



HC1996 8¼" x 3¾" x 13¼"
Large closed
acanthus corbel



HC1964 8" x 3½" x 13"
Large Acanthus Open Corbel

HC1998 18" x 8¼" x 34¼"
XLarge Acanthus Open Corbel



HC1867 4¾" x 2¾" x 7"
Small grape corbel
with acanthus leaf

HC1854 6" x 3-1/8" x 9¼"
Medium grape corbel
with acanthus leaf

HC1853 8¼" x 3¾" x 13¼"
Large grape corbel
with acanthus leaf



HC1865 8¼" x 3¾" x 13¼"
Large open grape corbel

HC1866 18" x 8¼" x 34½"
XLarge open grape corbel

Imported Ornaments

All dim D x W x L



Stocked in Linden wood.
Other species available by special order only.



HC1825 5 1/4" x 5-5/8" x 9-5/8"
Scroll Acanthus Corbel



HC1826 5 1/4" x 4-7/8" x 8-7/8"
Single Acanthus Leaf



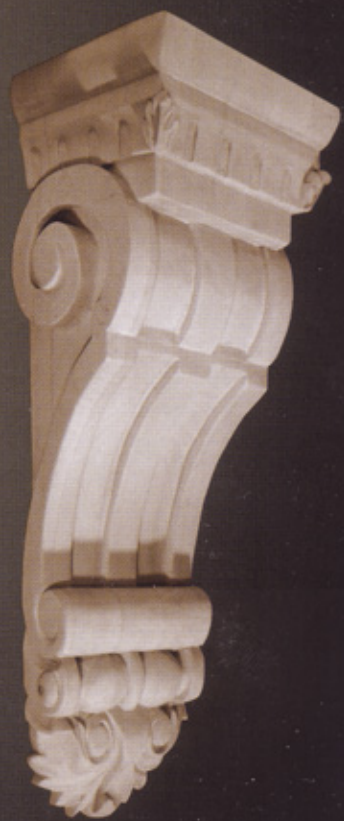
HC1823 6 1/4" x 8" x 14-1/8"
Large Acanthus Corbel
HC1824 4 1/4" x 5 1/4" x 12"
Medium Acanthus Corbel



HC1828 3 1/2" x 7 1/2" x 14"
Large Acanthus Corbel



HC1947 5" x 6 1/2" x 9"
Large Corbel




HC1994 7" x 9" x 24"
X-Large fluted corbel

HC1829 2 1/2" x 5 1/2" x 9-7/8"
Small Acanthus Corbel



HC1948 3-5/8" x 5-1/8" x 8 1/2"
Small Corbel



Discontinued

Acanthus Brackets
HC1949 4 1/4" x 2-5/8" x 5"
Small

HC1950 6-1/8" x 3 3/4" x 6"
Medium

HC1951 8" x 4 3/4" x 9 3/4"
Large

HC1997 5 1/4" x 7" x 14"
Large fluted corbel

Imported Ornaments

All dim D x W x L



Stocked in Linden wood.
Other species available by special order only.



HC1869 5-5/8" x 4 3/4" x 9 3/4"
Medium acorn corbel

HC1868 7 1/4" x 5-5/8" x 14 1/4"
Large acorn corbel

HC1858 8 3/4" x 7-5/8" x 26 1/4"
XLarge acorn corbel

HC1845 10 1/2" x 9" x 34"
XXLarge acorn corbel



HC1953 2-5/8" x 2 3/4" x 4 1/2"
X-Mini corbel

HC1954 3 3/4" x 3 1/2" x 6 1/2"
Mini corbel

HC1955 5 3/4" x 4 1/2" x 9 3/4"
Small corbel

HC1956 4 1/2" x 5 1/4" x 12-3/8"
Med/Small corbel

HC1957 7 1/4" x 5 1/2" x 14"
Medium corbel

HC1958 6 1/2" x 8" x 14"
Wide Med corbel

HC1993 5-5/8" x 4 3/4" x 9 3/4"
Large corbel



HC1962 7 1/2" x 5 1/2" x 14 1/2"
Large Grape Corbel

HC1963 5 1/4" x 5" x 10 1/4"
Medium Grape Corbel

Hand Carved Mouldings- Pierced

These mouldings are available in 8 foot lengths only.



HC1933 1/2" x 2-7/8"
Grape Only Pierced approx. 8 3/4" repeat pattern




HC1936 3/4" x 3"
Shell Pierced 24" repeat pattern



HC1937 3/4" x 3"
Acorn Pierced 12" repeat pattern



HC1938 3/4" x 3-1/4"
Acanthus Pierced 24" repeat pattern



HC1939 3/4" x 3"
Floral Pierced 24" repeat pattern

Hand Carved Mouldings

These mouldings are available in 8 foot lengths only.
All patterns have a 12" repeat.



HC1920 5/8" x 3-1/16"
Carved trim moulding



HC1926 3/4" x 4"
Rose trim moulding



HC1930 3/4" x 4 3/4"
Flower trim moulding



HC1932 1" x 4 3/4"
Acanthus trim moulding



HC1934 3/4" x 4-7/8"
Grape trim moulding

Carved Imported Accent Mouldings

These imported mouldings are deeply carved using a special process that achieves a look that no embossing process can match. Sold in random lengths only, in RAMEN wood (a light colored hardwood). Additional Sizes and styles also available.

Half Rounds:

Full round also available

Pearl Beading

MLD11353 1/4" wide

MLD11355 3/8" wide

MLD11357 1/2" wide



Special Beading

MLD11375 3/8" wide



Rope Half Rounds:

Full round also available

MLD11405 1/2" wide

MLD11409 3/4" wide



MLD11097

1/4" x 9/16"



MLD11095

3/8" x 13/16"



MLD11068

3/8" x 3/4"



MLD11065

1/4" x 1/2"



MLD11026

1/2" x 1"

MLD11028

3/8" x 5/8"



Carved Imported Accent Mouldings

These imported mouldings are deeply carved using a special process that achieves a look that no embossing process can match. Sold in random lengths only, in RAMEN wood (a light colored hardwood). Additional Sizes and styles also available.

Egg& Dart:

MLD11093

7/16" x 1 1/4"



MLD11013 9/16" x 1"



MLD11015 7/8" x 1 1/2"

MLD11017 3/4" x 1 1/4"

MLD11019 9/16" x 7/8"

MLD11020 9/16" x 3/4"



MLD11038

7/8" x 1 1/2"

MLD11041

1/2" x 7/8"



Dentil Moulding

MLD11010

1/2" x 1 1/4"



MLD11665

3/8" x 13/16"



MLD11090

1/4" x 1-1/8"



Carved Imported Accent Mouldings

These imported mouldings are deeply carved using a special process that achieves a look that no embossing process can match. Sold in random lengths only, in RAMEN wood (a light colored hardwood). Additional Sizes and styles also available.

MLD11081 1/4" x 2 1/2"



MLD11075
1/4" x 2-1/8"



MLD11080
1/4" x 2 1/4"



MLD11116
1/4" x 1 1/2"



Carved Imported Accent Mouldings

These imported mouldings are deeply carved using a special process that achieves a look that no embossing process can match. Sold in random lengths only, in RAMEN wood (a light colored hardwood). Additional Sizes and styles also available.

MLD11123
1/4" x 2"




MLD11084
1/4" x 2"



Discontinued



HC1831 4-3/8" x 4 1/2" x 8 1/2"
Medium Modillion Block
HC1830 1 1/2" x 1 3/4" x 2 3/4"
Small Modillion Block



HC1862 3 3/4" x 3 3/4" x 8 1/2"
Small crown block
HC1859 6" x 6" x 12 1/2"
Large crown block

Capitals & round corbels



HC1863 5¼" x 9¼" x 10½"
Medium half-round
acanthus corbel

top
profile



top
profile

HC1849 7¼" x 11¼"
Corner (¼ round)
acanthus corbel



Ionic Capitals:

- HC1834** 2" x 8¾" x 4-7/8"
Med. accepts up to 1¼" x 5-1/8"
HC1835 1½" x 6" x 3¼"
Small accepts up to 7/8" x 4"
HC1836 1½" x 3¼" x 2¼"
Petite accepts up to 7/8" x 2"



Corinthian Capitals:

- HC1832** 1-3/8" x 7-7/8" x 8"
Med. accepts up to 1¼" x 5-1/8"
HC1833 1-3/8" x 6" x 6"
Small accepts up to 7/8" x 4"
HC1842 1-1/8" x 3-1/8" x 3-1/8"
Petite accepts up to 7/8" x 2"

Estate series mantels

Wohners is proud to offer its **Estate Collection** of carved wood mantelpieces. Each piece is painstakingly carved by the hand of a master woodcarver and originates from a Wohners masterpiece design. Most pieces are made of a light colored hardwood called Linden, the age-old favorite of woodcarvers. Designed with today's new homes in mind, they are made to accommodate most common firebox sizes and kept in stock for immediate delivery. The quality of these pieces is unmatched in both depth and detail and exemplifies the highest level of the carver's art.



Estate series mantels



Estate series mantels



Estate series mantels



Estate series mantels



Mantel No. Man128
(shown finished in a distressed antique white)



Mantel No. Man129
(shown painted)

note: previous number was Man128L

Estate series mantels



Estate series mantels



Estate mantel shelves



Shelf No. SH600 (in a nutmeg finish)



Shelf No. SH605 (antique white)



Shelf No. SH610 (natural)



SH605 used
in place of a
headboard
or walnut finish

Installed mantels: Estate Series



Man105 in a dark walnut / waxed antique finish



Man66 antique pickled white finish

Installed mantels: Estate Series

Custom
Man7415
in a light
cherry finish



Man88 in a
dark cherry
finish



Man30 in a
medium walnut
finish

Installed mantels: Estate Series



at right: period room
using a custom
MAN129 mantel



below right:
Man1150 with a
white painted finish



Installed mantels: Estate Series

At right:
Man1823 in a
white painted finish



At right:
Man200 in an
antique white finish



Custom Mantel Gallery

Four generations of experience and thousands of installations speak for themselves. Browse the photos of a few custom designs we have produced. Some are creations using our standard components while others are individual unto themselves.



Custom Mantel Gallery



below:
Man5200 in an
antique white finish

above:
Man1024 with custom
ornaments in a
nutmeg finish



(close up detail)

Custom Mantel Gallery

right:
Man1100 in
a red mahogany
finish



left:
Man4300B
in a light cherry
finish

below:
Mantel No. **Man444**
chipped paint



Custom Mantel Gallery



At right:
Man72 in a brown
walnut finish
with overmantel



below:
Custom shelf No.
SH2060 in a red
mahogany finish



Custom Mantel Gallery



above:
Man5303
in a
cherry finish



Man33
in a
chocolate glaze

Custom Mantel Gallery



above
MAN300
in a
cherry finish



above
SH1023
in a medium
cherry finish



SH1050
in a dark
walnut finish

Design Ideas



Ornaments used **A)**W1310M, W1120,W3130 **B)**HC1934, W8100M **C)**W6028, W1360L
D)W1280 **E)**MLD11038, MLD11015, MLD11665, MLD11026, MLD11405, MLD11020

Design Ideas



Ornaments used F)W1450, W1080 G)W1310M, MLD11019 H)W1460 I)W1050M
J)W1080 K)W9100, W1251 L)W1100 M)HC1934, W1400, W4300



Wohners Inc.

Architectural Wood Carvings

factory&mailing- 29 Bergen Street Englewood, NJ 07631

Phone : (201) 568-7307 Fax : (201) 568-7415 Email: sales@wohners.com

Catalog Sales Hours: M-F 8am-5pm est or visit us on the web at

www.Wohners.com

visit our showroom 5 min from NYC
21 North Dean St. Englewood NJ

